



2018

2018 08

)

(

1

2

3

.....	2
.....	7
.....	10
.....	13
.....	20
.....	70
.....	73
.....	74
.....	75
.....	76
.....	169

LENS ARRAY		

MPO

Multi-fiber Pull Off

			300394
	Suzhou TFC Optical Communication Co., Ltd		
	TFC		

	695	695
	0512-66905892	0512-66905892
	0512-66256801	0512-66256801
	zhengquan@tfcsz.com	zhengquan@tfcsz.com

1

	695
	215129
	695
	215129
	www.tfcsz.com
	china@tfcsz.com
	2018 02 24
	www.cninfo.com.cn 2018-012

2

2017

3

2017

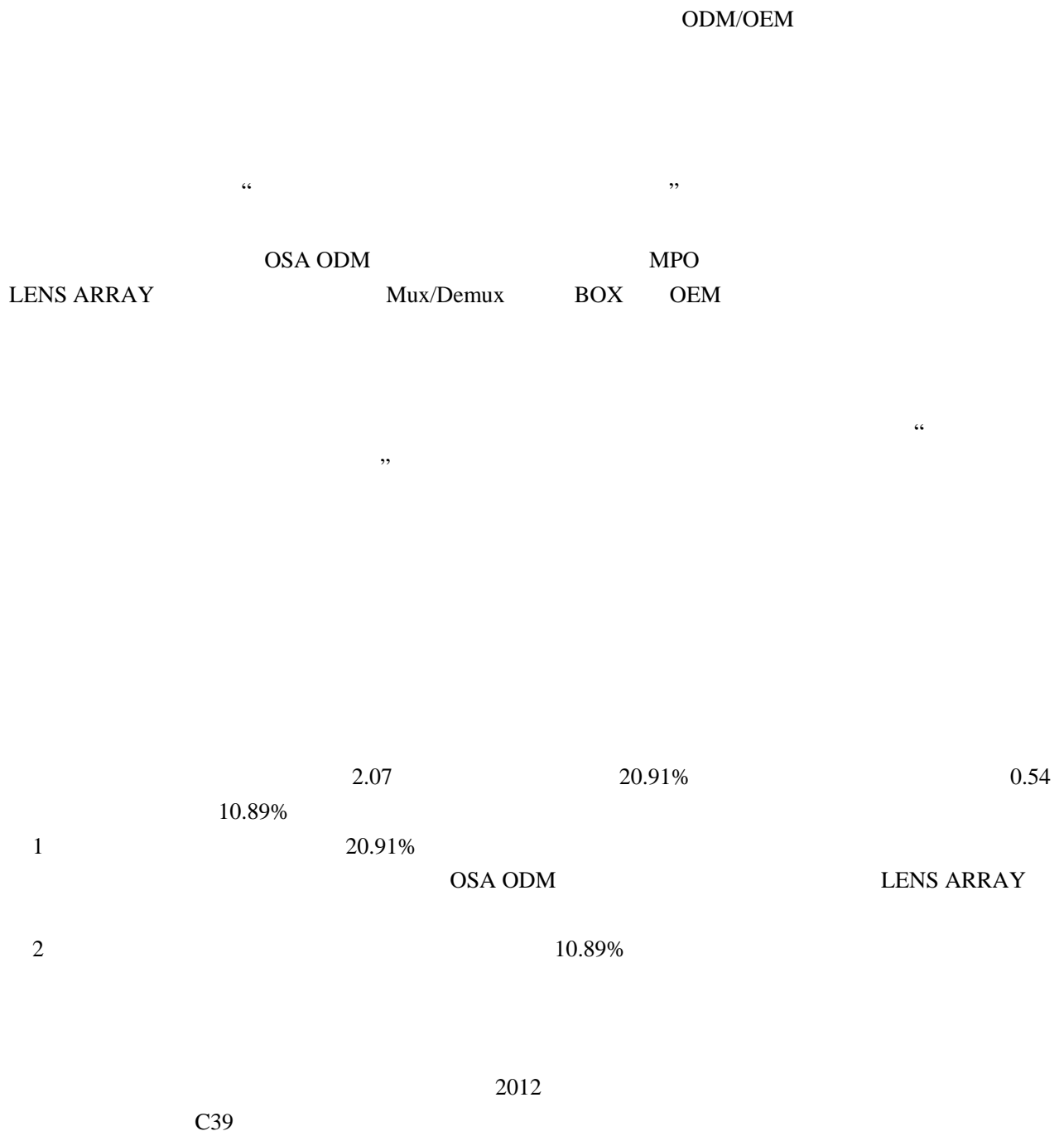
4

	207,211,535.92	171,380,392.08	20.91%
	54,335,233.60	60,975,310.82	-10.89%
	51,426,925.51	57,531,835.22	-10.61%
	36,894,771.67	54,600,922.34	-32.43%
/	0.2924	0.3281	-10.88%
/	0.2924	0.3281	-10.88%
	6.66%	7.84%	-1.18%
	913,052,770.63	889,425,236.77	2.66%
	803,694,676.65	808,907,111.14	-0.64%

/	0.2745
---	--------

1

2



“

” “ ”

5G

1

2

2005

“

” “

”

Mux/Demux

FA

BOX

3

4

2018

OEM

3

"

"

1

OSA

100G TOSA/BOSA OEM

10G/25G/100G

200G/400G

2

10BOGG3 -1.4914 TD4Tc0731794a045a1be13ef514a30a2004b404440a0141ee4130fbc846402195159e29e0f04fe7946

	207,211,535.92	106,272,117.87	48.71%	20.91%	55.35%	-11.37%
--	----------------	----------------	--------	--------	--------	---------

1

1

910,385.01	44,150,000.00	-97.94%

2

3

4

5

6

1

		17,660	0	0
		17,660	0	0

2

3

1

2

10%



5		2016	12	7,000	
	LENS				24.5%
6.		2017	6	1000	
7			2017	1	16,000
6.25%					
8		2017	10	10	

2018 1-9

1

2

3

“ ” 2018 8

OSA ODM
5G

MPO


4

2018 8


18348.29

1

2018		65.75%	2018	02	2018 02 03	2018 2 3 (www.cninfo.com.cn) 2018 2018-010




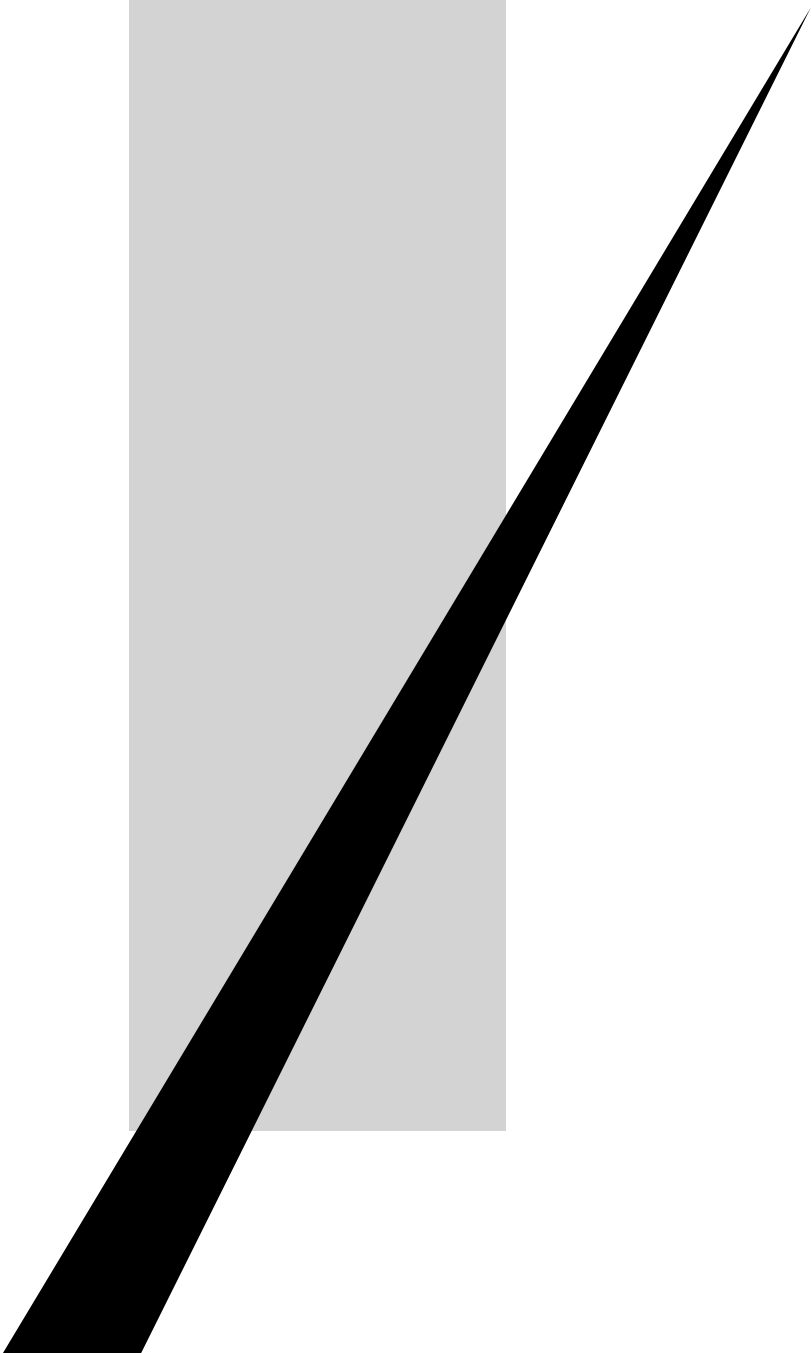

				2015 01 31		
			25%			




				2015 01 31		
				2015 01 31		

			25%			
--	--	--	-----	--	--	--








20

			2,000	c		
			2%			
			b	c		
			c			
			5			
			3			
			5			
			2			

			5			
			3			
			20			
				a		
			2,000			
			b			



a b

b

			5			
			1	2015 01 31		
			2			

			/ /			
			3			

			1 / / /			
			2	/		
			/			
			/			
			/			

			1 / /		2015 01 31	


			2			
			/			
			/			

				1			
			2				

			3			
			2			
			5%			

			20%			
			40%			
			3			
			2			

			30	2015 01 31		




1


2

			30			
				1		
				2		

				2015 01 31		
			1 /			



2



			2	
			3	
			4	
			5	

			"	"			

			2			
--	--	--	---	--	--	--

			3			
			" " 5% " " 1	2017 05 20		

			2			
--	--	--	---	--	--	--

			3			
			" "			
			" "			
			1	2017 05 20		

			2			
			3			


			4			
			" " 5% " "	2017 05 20		
			1			

			2			
			3			

			4			
			"/ / " " "	1	2017 05 20	

			2 / /			
			3			
			4			

				/		
	ZHOU,ZHIPI NG			1	2017	
				2		
			3			
			4			



5

1

2

3

4

5

2018 3 16

7 0 0

2018

TFC

2018

5,330

2,266.81

2018	2018 03 20	www.cninfo.com.cn

1

1

2

3

115,360.01

10%

10%

2

3

1

2

2017 1

2017

2017

2018 1 2

2018 3 20

[2018] 298

2018 7

1, 210 1910

189, 999, 987. 00

183, 482, 885. 12

7 25

2018 8 2

2018 8 6

2018 2

40%

“ ”

100%

1

	114,796,600	61.77%				-92,593,750	-92,593,750	22,202,850	11.95%
3	92,593,750	49.82%				-92,593,750	-92,593,750		
	92,593,750	49.82%				-92,593,750	-92,593,750		
4	22,202,850	11.95%						22,202,850	11.95%
	22,202,850	11.95%						22,202,850	11.95%
	71,053,400	38.23%				92,593,750	92,593,750	163,647,150	88.05%

1 KR-A%9+C.AY2AD2AD2A.W1SRyRa4t4YTF2"RbBa"D.AV/@C/@C/B/BE6CSBbRq")D\$AY2AD2AD2A@9C#aF2b#aF

	87,250,000	87,250,000		0		2018-2-17
	5,343,750	5,343,750		0		2018-2-17

		0.38%	700,000			700,000		
0.35%	1,660,000	0.35%	645,133	135.316	m 0 1 1 T f 2.3333	645,133	436d11d7302c8146.7079c0a2811ce4c7519d708	
		0.34%	628,899			628,899		
		100%						
		56.15%						
						87,250,000		87,250,000
						7,018,750		7,018,750
						5,343,750		5,343,750
						1,660,000		1,660,000
						900,000		900,000
						825,500		825,500
						700,000		700,000

2017

2017

1

2018 06 30

	297,851,882.06	327,122,183.48
	68,224,397.29	45,837,544.15
	128,176,936.77	96,110,309.85
	1,270,008.48	1,626,424.33
	451,350.70	361,719.21
	59,702,903.68	59,235,515.43

	779,796.84	1,788,304.73
	556,457,275.82	532,082,001.18



	53,690,360.23	29,648,175.04
	2,463,635.90	1,081,463.46
	12,688,436.01	13,387,417.59
	8,940,799.80	7,004,306.38
	23,089.14	22,122.18

	221,665,436.17	221,741,104.26

	38,556,733.22	42,959,154.89
	133,541,984.44	132,108,982.44

	86,742,176.36	57,752,560.49
	86,742,176.36	57,752,560.49
	185,850,000.00	185,850,000.00
	221,338,011.31	221,413,679.40
	-272,384.77	-272,384.77
	53,708,773.16	53,708,773.16
	275,190,101.74	299,743,386.47
	735,814,501.44	760,443,454.26
	822,556,677.80	818,196,014.75

3

NB3539b2		
----------	--	--

	207,211,535.92	171,380,392.08
	207,211,535.92	171,380,392.08
	147,119,140.60	102,884,046.77
	106,272,117.87	68,409,338.53
	2,744,451.88	2,931,064.13
	4,361,932.25	3,640,691.98
	35,066,719.05	27,967,481.56
	-3,121,186.82	156,479.75
	1,795,106.37	-221,009.18
“ ”		
“ ”	4,086,255.93	1,042,696.93
	598,285.08	-1,034,563.35
“ ”		
“ ”		
	288,000.00	767,100.00
“ ”	64,466,651.25	70,306,142.24
	518,601.69	1,231,620.35
	873,033.61	24,832.86
“ ”	64,112,219.33	71,512,929.73
	9,714,487.02	11,222,360.34
“ ”	54,397,732.31	60,290,569.39

4

	210,913,944.09	171,723,435.74
	148,306,809.31	90,648,116.06
	1,470,965.82	1,805,409.99
	4,361,932.25	3,640,691.98
	21,053,517.38	17,388,828.79
	-3,129,838.89	174,069.12
	1,660,624.57	-221,097.18
“ ”		
“ ”	4,086,255.93	1,042,696.93

1.		
2.		
1.		
2.		
3.		
4.		
5.		
6.		
	34,918,715.27	51,820,596.45

5

	184,545,472.27	199,514,419.61

	3,152,829.25	
	4,776,999.07	3,753,320.05
	192,475,300.59	203,267,739.66
	81,256,940.86	76,723,033.63




	11,307,156.80	18,870,122.57
	7,741,007.95	7,191,141.72
	159,408,344.47	139,523,162.46
	32,357,697.83	78,087,592.02
	331,600,000.00	272,000,000.00
	3,487,970.85	2,077,260.28
	335,087,970.85	274,077,260.28
	6,153,947.99	11,631,212.70
	331,600,000.00	207,468,369.00
	337,753,947.99	219,099,581.70
	-2,665,977.14	54,977,678.58

	-30,689,776.46	72,398,433.25
	321,863,027.88	219,285,360.09
	291,173,251.42	291,683,793.34

7

--	--



2													
3													
4													
1													
2													
	185,85					221,741							
	0,000.					,104.26							
	00												

	185,850, 000.00				221,413,6 79.40				44,531,57 4.74	276,620 ,600.70	728,415,8 54.84
	“ ”						-272,384. 77		9,177,198 .42	23,122, 785.77	32,027,59 9.42
							-272,384. 77			91,771, 984.19	91,499,59 9.42
1											
2											
3											
4											

2													

“ ”	1,000	2017 6
-----	-------	--------

12

4

5

1

2

6

7

1

2

8

9

“ ”

10

2



3

14

1

2

15

16

1

2

5414RA-SRAYORdFy@DxFy"bã*\$,CP ÈÈ

18

1

1

1

2

3

3

19

20

21

1

1

23

24

25

1

2

26

27

28

1

2

3

2

32

1

2017 1 1

16 —

[2017]15

2017 5 28

42 ——

[2017]13

2017 1 1

[2017]30

2017

33

1

2


34

1

		17%/16%
		7%
		5%
		15%
		25% 16.5%

		5%
--	--	----

--	--



3

4

1

	68,224,397.29	45,710,824.63
		126,719.52
	68,224,397.29	45,837,544.15

2

--	--

3

	1,201,573.78	
	1,201,573.78	

4

--	--

5

1



4

单位名称	是否关联方	账龄	金额	账龄	占应收账款总额的比例(%)	坏账准备期末余额
客户1	否	货款	24,686,056.42	1年以内	20.52	1,131,320.83
19.57	1,316,747.00	客户2	17,017,379.70	1年以内	14.21	675,885.11
12.61	850,868.99	客户3	4,780,672.30	1年以内	4.00	239,033.62
3.54	239,033.62	客户4				

5

6

6

1

1	1,267,008.48	99.76%	1,588,624.33	97.68%
1 2	0.00	0.00%	37,800.00	2.32%
2 3	3,000.00	0.24%		
3	0.00	0.00%		
	1,270,008.48	--	1,626,424.33	--

1

2

单位名称	是否为关联方	款项性质	金额	账龄	占预付账款总额
应商2		代理服务费	93,782.06	1年以内	7.38%
应商3		代理服务费	82,980.64	1年以内	6.53%
应商4		代理服务费	61,283.20	1年以内	4.83%
			754,803.23	合计	59.43%

7

1

--	--	--

2

--	--	--	--	--

8

1

()		
-----	--	--

2

1

()				
-----	--	--	--	--

9

1

	475,106.00	100.00%	23,755.30	5.00%	451,350.70	1,102,696.46	100.00%	740,977.25	67.20%	361,719.21
	475,106.00	100.00%	23,755.30	5.00%	451,350.70	1,102,696.46	100.00%	740,977.25	67.20%	361,719.21

1	475,106.00	23,755.30	5.00%
1 2			10.00%
2 3			30.00%
3			100.00%
	475,106.00	23,755.30	

2

717,221.95

--	--	--

3



7

8

10

1

	20,133,891.28	273,663.00	19,860,228.28	21,822,260.01		21,822,260.01
	16,879,983.66	186,115.62	16,693,868.04	17,850,653.53		17,850,653.53
	23,531,818.03	383,010.67	23,148,807.36	19,562,601.89		19,562,601.89
	60,545,692.97					

3


4

--	--

2



3



4




16

1

2

3

17



2.

4

--	--

5

--	--	--

20

1

0SA/	2,758,726.98		2,758,726.98	2,079,066.03		2,079,066.03
				3,587,423.51		3,587,423.51
	169,902.90		169,902.90	48,543.68		48,543.68
	2,660,447.10		2,660,447.10	1,265,487.53		1,265,487.53
	5,589,076.98		5,589,076.98	6,980,520.75		6,980,520.75

2



1,265,48	1,394,95	2,660,44
7.53	9.57	7.10

1.	44,562,519.11				44,562,519.11
2.					

4. 4.

		4,938,548.50				4,938,548.50		
		22,657,749.8						
		4						

	7,621,920.30	1,146,886.92	5,826,813.93	874,022.09
	10,377,918.80	1,556,687.82	7,710,780.79	1,156,617.12
	17,999,839.10	2,703,574.74	13,537,594.72	2,030,639.21

2

	6,773,593.41	1,016,039.01	6,773,593.41	1,016,039.01
	6,773,593.41	1,016,039.01	6,773,593.41	1,016,039.01

3

		2,703,574.74		2,030,639.21
		1,016,039.01		1,016,039.01

4

		8,790,344.73	7,982,878.64
		8,790,344.73	7,982,878.64

5

2021	164,051.23	164,051.23	
2022	7,653,384.78	7,818,827.41	
2023	807,466.09		
	8,624,902.10	7,982,878.64	--

30

	3,924,547.23	676,900.00
	3,924,547.23	676,900.00

31

1

--	--	--

2

0.00

--	--	--	--	--

32

--	--	--

33

34

	11,986,681.66	10,097,731.53
	11,986,681.66	10,097,731.53

0.00

35

1

1	53,153,097.59	29,234,834.57
1 2	484,520.64	394,710.47
2 3	49,577.00	17,100.00
3	3,165.00	1,530.00
	53,690,360.23	29,648,175.04

2

1

--	--	--

单位名称	是否为关联方	款项性质	金额	账龄	占期末应付账款余额的比例%
供应商1	是	材料款	19,908,275.85	1年以内	37.08
供应商2	否	材料款	5,731,034.27	1年以内	10.62
供应商3	否	材料款	5,252,453.11	1年以内	9.59
供应商4	否	材料款	1,581,253.11	1年以内	2.93
供应商5	否	材料款	1,287,600.00	1年以内	2.38
6.54 合计			35,728,168.43		66.60

36

1

1	2,453,601.94	1,071,557.64
1 2	3,887.00	4,322.43

2	3	5,246.96	4,683.39
3		900.00	900.00
		2,463,635.90	1,081,463.46

2 1

--	--	--

3

--	--

账龄	占期末预收账款余额的%	单位名称	与本公司关系	金额
1年以内	61.56	客户1	客户	1,516,726.96
20.08		客户2	客户	434,322.20
5.52		客户3	客户	1,505,444.43
4.51		客户4	客户	11,039.98
13.33		客户5	客户	50,000.00
14.99		客户6	客户	50,000.00
0.01		客户7	客户	50,000.00
0.01		客户8	客户	50,000.00
0.01		客户9	客户	50,000.00
0.01		客户10	客户	50,000.00
0.01		客户11	客户	50,000.00
0.01		客户12	客户	50,000.00
0.01		客户13	客户	50,000.00
0.01		客户14	客户	50,000.00
0.01		客户15	客户	50,000.00
0.01		客户16	客户	50,000.00
0.01		客户17	客户	50,000.00
0.01		客户18	客户	50,000.00
0.01		客户19	客户	50,000.00
0.01		客户20	客户	50,000.00
0.01		客户21	客户	50,000.00
0.01		客户22	客户	50,000.00
0.01		客户23	客户	50,000.00
0.01		客户24	客户	50,000.00
0.01		客户25	客户	50,000.00
0.01		客户26	客户	50,000.00
0.01		客户27	客户	50,000.00
0.01		客户28	客户	50,000.00
0.01		客户29	客户	50,000.00
0.01		客户30	客户	50,000.00
0.01		客户31	客户	50,000.00
0.01		客户32	客户	50,000.00
0.01		客户33	客户	50,000.00
0.01		客户34	客户	50,000.00
0.01		客户35	客户	50,000.00
0.01		客户36	客户	50,000.00
0.01		客户37	客户	50,000.00
0.01		客户38	客户	50,000.00
0.01		客户39	客户	50,000.00
0.01		客户40	客户	50,000.00
0.01		客户41	客户	50,000.00
0.01		客户42	客户	50,000.00
0.01		客户43	客户	50,000.00
0.01		客户44	客户	50,000.00
0.01		客户45	客户	50,000.00
0.01		客户46	客户	50,000.00
0.01		客户47	客户	50,000.00
0.01		客户48	客户	50,000.00
0.01		客户49	客户	50,000.00
0.01		客户50	客户	50,000.00

37 1

	13,387,417.59	45,575,621.69	46,274,603.27	12,688,436.01

2

1	13,194,452.26	40,987,247.28	42,069,174.35	12,112,525.19
2	0.00	1,862,313.46	1,862,313.46	0.00
3	0.00	1,081,738.50	1,081,738.50	0.00
	0.00	839,156.72	839,156.72	0.00
	0.00	198,305.99	198,305.99	0.00
	0.00	44,275.79	44,275.79	0.00
4	0.00	973,196.93	973,196.93	0.00
5	192,965.33	671,125.52	288,180.03	575,910.82
6	DEXMEX			

	147,673.13	158,288.22
	97,132.34	

--	--	--

43

--	--	--

44

--	--	--

--	--	--	--	--	--	--

2Tj ET q 1 i 337.38 508.76 ()14 -35.16 re 49.354 508.76 m h 37

3

4

47

1

--	--	--

48

1

--	--	--

2

--	--	--

--	--	--

--	--	--

49



		+ -					
	185,850,000.00						185,850,000.00

54

1

2

55

	221,741,104.26		75,668.09	221,665,436.17
	221,741,104.26		75,668.09	221,665,436.17

56

57

		+ -					
	-272,384.77						-272,384.77

61

	205,096,439.18	104,683,196.66	169,694,115.66	68,293,966.18
	2,115,096.74	1,588,921.21	1,686,276.42	115,372.35
	207,211,535.92	106,272,117.87	171,380,392.08	68,409,338.53

62

	1,169,322.92	1,238,920.32
	983,707.58	994,261.88
	294,041.62	273,726.69
	199,640.82	45,770.01
	2,700.00	1,500.00
	95,038.94	76,885.23
	0.00	300,000.00
	2,744,451.88	2,931,064.13

63

	2,317,955.92	1,806,412.91
	183,567.42	177,206.13
	649,198.87	612,760.53
	267,461.40	334,321.75
	637,716.03	285,687.98
	213,628.92	342,135.63
	92,403.69	82,167.05
	4,361,932.25	3,640,691.98

64

	5,995,029.21	3,132,321.45
	22,657,749.84	17,649,132.19
	2,559,112.93	2,142,190.54
	772,912.36	118,934.52
	351,772.74	629,025.36
	171,240.33	148,105.09
	336,851.40	306,346.43
	337,987.02	249,925.05
	1,884,063.22	3,591,500.93
	35,066,719.05	27,967,481.56

65

	-3,129,200.69	-1,427,086.18
	76,652.21	1,482,787.14
	-68,638.34	100,778.79
	-3,121,186.82	156,479.75

66

		-221,009.18
	842,789.29	
	1,795,106.37	-221,009.18

67

--	--	--

68

	598,285.08	-1,034,563.35
	3,487,970.85	2,077,260.28
	4,086,255.93	1,042,696.93

69

--	--	--

70

		602,100.00
	288,000.00	165,000.00
	288,000.00	767,100.00

71

	273,500.00	1,127,312.97	273,500.00
	221,398.87	100,315.18	221,398.87
		3,992.20	
	518,601.69	1,231,620.35	518,601.69

								/
							44,925.74	
						129,000.00		
							59,387.23	
						29,200.00	20,000.00	
							860,000.00	

75,300.00

72

	140,000.00		140,000.00
	609,407.71	22,250.00	609,407.71
	123,625.90	2,582.86	123,625.90

75

1

	3,129,200.69	1,427,086.18
	561,500.00	1,292,312.97
	245,101.69	104,307.38
	123,196.69	769,613.52
	718,000.00	160,000.00
	4,776,999.07	3,753,320.05

2

	7,980,546.57	8,223,758.07
	263,625.90	2,582.36
	8,244,172.47	8,226,340.43

5



	36,894,771.67	54,600,922.34
2	--	--
3	--	--
	297,851,882.06	298,933,073.89
	327,122,183.48	221,979,308.23
	-29,270,301.42	76,953,765.66

2

	--
	--
	--

3

	--
	--
	--

4

	297,851,882.06	327,122,183.48
	69,494.09	93,254.51
	297,782,387.97	327,028,928.97
	297,851,882.06	327,122,183.48

77

“ ”

78

--	--	--

79

1

	2,434,090.48	6.6166	16,105,403.07
	8,304,202.00	0.0599	497,537.96
	1.21	4.8678	5.89
	3,978,786.92	6.6166	26,326,041.54
	1,105,720.00	6.6166	7,316,106.96
	2,250,000.00	0.0599	134,806.50
	60,596.03	6.6166	400,939.69

2

境外经营实体名称	主要经营地	记账本位币	期末折算人民币余额
			经营业务主要以该货币

80

81

1


1

5


6

2

1



2



3



3

4

5


6

1

ÑÑÑÑ

3

1



--	-577,500.00		-577,500.00	
	14,859,755.60	25,534,504.92	13,493,067.92	26,083,054.59
	18,617,163.30			

8

4

				/	

项目	1年以内(含)	1-2年	2-3年	3年以上	合计
金融资产:					
货币资金	397,851,882.06				397,851,882.06
应收票据	68,224,397.29				68,224,397.29
应收账款	128,176,936.77				128,176,936.77
其他应收款	451,350.70				451,350.70
	494,704,566.82				494,704,566.82
金融负债:					
		11,986,681.66	应付票据	11,986,681.66	
		53,690,360.23	应付账款	53,690,360.23	
		65,677,041.89	合计	65,677,041.89	

1

--	--	--	--	--	--

2 / /

/

/	/	/	/ / /
---	---	---	-------

--

6

		220,000.00	2,324,461.89

7

		3,775,816.46

2

3

4

5

(~~A~~T1 1 Tf 2 Tr .5029 0 M [] 0 TD .0057 Tc [<01c336d10547fd3fb1b5f05046f422a50816f4bb4ea9TT5 1 Tf 0

3

4

	2017	2018	2017
			2018 298
	3000		
2018 8 2		1	
	12,101,910	183,482,885.12	189,999,987
12,101,910		171,380,975.12	

1

1

				15,511,987
--	--	--	--	------------

15,511,987

--	--	--	--	--	--	--

6

1

2

	140,155,225.57	67,056,310.35		207,211,535.92
	78,292,965.42	27,979,152.45		106,272,117.87

3

4

7

8

1

1

	134,932,312.48	96.39%	6,755,375.71	5.01%	128,176,936.77	101,196,146.53	99.55%	5,085,836.68	5.03%	96,110,309.85
	5,057,709.19	3.61%			5,057,709.19	454,621.64	0.45%			454,621.64
	139,990,021.67	100.00%	6,755,375.71	4.83%	133,234,645.96	101,650,768.17	100.00%	5,085,836.68	5.03%	96,564,931.

1	134,757,110.67	6,737,855.53	5.00%
1 2	175,201.81	17,520.18	10.00%
2 3			30.00%
3			100.00%
	134,932,312.48	6,755,375.71	5.01%

2

1,669,539.03

0.00

--	--	--

3

--	--

--	--	--	--	--	--

4

占应收账款		占应付账款		占应收账款	
本期	上期	本期	上期	本期	上期
19,331,109.67	10,677,777.10	1,709,978.29	1,333,333.33	1,709,978.29	1,333,333.33
12.61	8.50	0.15	0.11	1.70	1.33
4,237,336.81	1,866,884.84	59.34	1.86	59.34	1.86
80,065,996.21		59.34	4,003,299.82	59.34	4,003,299.82

5

6

2

1

1	445,106.00	22,255.30	5.00%
1 2			10.00%
2 3			30.00%
3			

!

	141,606.00	6,348.00
	445,106.00	1,102,696.46

5

		300,000.00	1	67.40%	15,000.00
		141,606.00	1		

132,108,982.44

G`OAÑ ÿ“R,,,d™gl-U!V"1 "0 O

3

4

	207,683,347.44	145,908,477.69	169,772,181.40	90,459,957.81
	3,230,596.65	2,398,331.62	1,951,254.34	188,158.25
	210,913,944.09	148,306,809.31	171,723,435.74	90,648,116.06

5

	598,285.08	-1,034,563.35
	3,487,970.85	

	513,230.84	
	2,908,308.09	--

1 —

1 —

2

		/	/

2018

2018 8 21